

Marking time: Co-producing an approach to timeline interviews with older LGBTQ+ people


Dr Mike Thomas/Dr Amy Prescott

Department of Health Sciences

Brunel University London

BSG Annual Conference 2023

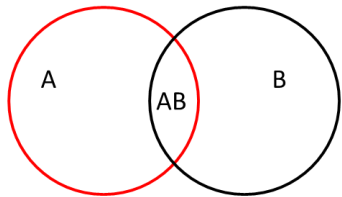
Social Health in Later Life Symposium



Project background



3-year £1.1m ESRC-funded mixed-methods project on socially inclusive ageing



Intersectional, life-course perspective to understanding ‘new’ ageing populations focusing on 3 target groups in the UK:

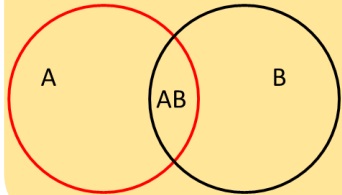


Qualitative workstream: capturing lived experience and aspects of socially inclusive ageing through timeline interviews (Adriansen, 2014). Part of a wider tradition of life story interviewing in social research

Project background



3-year £1.1m ESRC-funded mixed-methods project on socially inclusive ageing



Intersectional, life-course perspective to understanding ‘new’ ageing populations focusing on 3 target groups in the UK:

LGBTQ+ older adults
Elders from racially minoritised communities
People ageing with disabilities

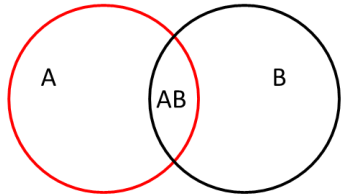


Qualitative workstream: capturing lived experience and aspects of socially inclusive ageing through timeline interviews (Adriansen, 2014). Part of a wider tradition of life story interviewing in social research

Project background



3-year £1.1m ESRC-funded mixed-methods project on socially inclusive ageing



Intersectional, life-course perspective to understanding ‘new’ ageing populations focusing on 3 target groups in the UK:



Qualitative workstream: capturing lived experience and aspects of socially inclusive ageing through timeline interviews (Adriansen, 2014). Part of a wider tradition of life story interviewing in social research

LGBTQ+ older adults
Elders from racially minoritised communities
People ageing with disabilities

Today we report on a preparatory phase of the study where we asked older LGBTQ+ people to try drawing a timeline and give us their feedback (we provided shopping vouchers in recognition of their time and input)

Timeline Interviews: Method of life history research

Timeline Interviews: Method of life history research



Timeline Interviews: Method of life history research

Use of a timeline
as a focal point
for an interview:
as a visual
representation of
main events and
milestones in an
individual
biography

Timeline Interviews: Method of life history research

Use of a timeline
as a focal point
for an interview:
as a visual
representation of
main events and
milestones in an
individual
biography

Timeline as an
'organising
principle' for a
conversation, not
as a rigid, linear
tool

Timeline Interviews: Method of life history research

Use of a timeline as a focal point for an interview: as a visual representation of main events and milestones in an individual biography

Timeline as an 'organising principle' for a conversation, not as a rigid, linear tool

Collaborative effort between participant and researcher: potential for co-production

Timeline Interviews: Method of life history research

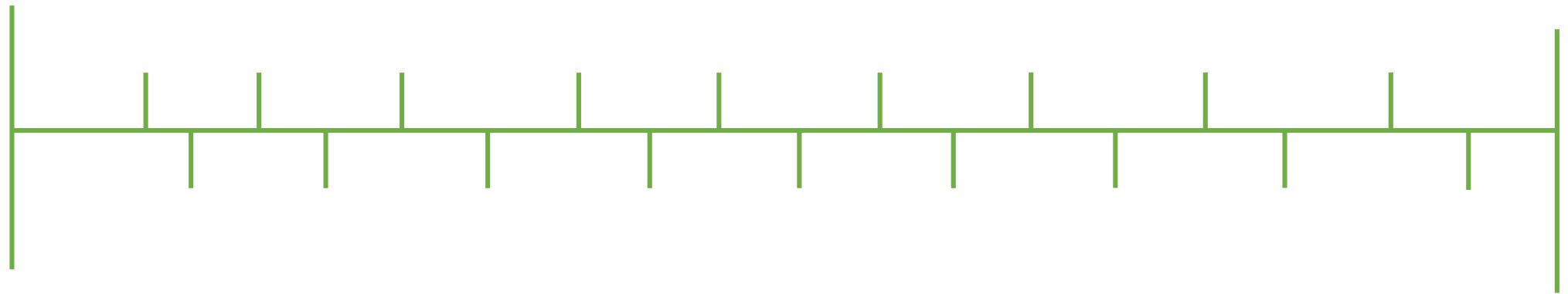
Use of a timeline as a focal point for an interview: as a visual representation of main events and milestones in an individual biography

Timeline as an 'organising principle' for a conversation, not as a rigid, linear tool

Collaborative effort between participant and researcher: potential for co-production

Potentially holistic- allows for life stories to be placed in context of wider historical, social, political context

Timeline Interviews: How to do it?



Timeline Interviews: How to do it?



- **Use large piece of paper and coloured pens**

Timeline Interviews: How to do it?



- Use large piece of paper and coloured pens
- **Start by drawing a line across the sheet to represent the timeline**

Timeline Interviews: How to do it?



- Use large piece of paper and coloured pens
- Start by drawing a line across the sheet to represent the timeline
- **Initial Qs: ask about key events from individual life story**

Timeline Interviews: How to do it?



- Use large piece of paper and coloured pens
- Start by drawing a line across the sheet to represent the timeline
- Initial Qs: ask about key events from individual life story
- **Timeline can begin from birth or key experience linked to the research topic**

Timeline Interviews: How to do it?



- Use large piece of paper and coloured pens
- Start by drawing a line across the sheet to represent the timeline
- Initial Qs: ask about key events from individual life story
- Timeline can begin from birth or key experience linked to the research topic
- **Can also extend into an imagined or anticipated future**

Timeline Interviews: How to do it?



- Use large piece of paper and coloured pens
- Start by drawing a line across the sheet to represent the timeline
- Initial Qs: ask about key events from individual life story
- Timeline can begin from birth or key experience linked to the research topic
- Can also extend into an imagined or anticipated future
- **Can add 'external' events that influenced biography**

Timeline Interviews: How to do it?



- Use large piece of paper and coloured pens
- Start by drawing a line across the sheet to represent the timeline
- Initial Qs: ask about key events from individual life story
- Timeline can begin from birth or key experience linked to the research topic
- Can also extend into an imagined or anticipated future
- Can add 'external' events that influenced biography
- **Social, political, environmental, policy- possible identification of influences, causes and effects**

Timeline Interviews: How to do it?



- Use large piece of paper and coloured pens
- Start by drawing a line across the sheet to represent the timeline
- Initial Qs: ask about key events from individual life story
- Timeline can begin from birth or key experience linked to the research topic
- Can also extend into an imagined or anticipated future
- Can add 'external' events that influenced biography
- Social, political, environmental, policy- possible identification of influences, causes and effects
- **This means that analysis is a feature of the timeline interview, can also be added to afterwards alongside interview transcript**

Timeline Interviews: How to do it?



- Use large piece of paper and coloured pens
- Start by drawing a line across the sheet to represent the timeline
- Initial Qs: ask about key events from individual life story
- Timeline can begin from birth or key experience linked to the research topic
- Can also extend into an imagined or anticipated future
- Can add 'external' events that influenced biography
- Social, political, environmental, policy- possible identification of influences, causes and effects
- This means that analysis is a feature of the timeline interview, can also be added to afterwards alongside interview transcript
- **Timeline as a resource for analysis alongside interview transcript**

Timeline Interviews: How to do it?



- Use large piece of paper and coloured pens
- Start by drawing a line across the sheet to represent the timeline
- Initial Qs: ask about key events from individual life story
- Timeline can begin from birth or key experience linked to the research topic
- Can also extend into an imagined or anticipated future
- Can add 'external' events that influenced biography
- Social, political, environmental, policy- possible identification of influences, causes and effects
- This means that analysis is a feature of the timeline interview, can also be added to afterwards alongside interview transcript
- Timeline as a resource for analysis alongside interview transcript
- **Member-checking a possibility**

Testing out this approach: Co-production events



Testing out this approach: Co-production events

Sessions with
older LGBTQ+
community
groups in
London spring
2023.

Testing out this approach: Co-production events

Sessions with older LGBTQ+ community groups in London spring 2023.

Time spent building relationships with community groups and service users. Trust is important; potential for this to be an over-researched group.

Testing out this approach: Co-production events

Sessions with older LGBTQ+ community groups in London spring 2023.

Time spent building relationships with community groups and service users. Trust is important; potential for this to be an over-researched group.

Time spent introducing the project by researchers who were open about our identifying as part of LGBTQ+ communities. Also introduced timeline and shared examples of our own timelines that we had produced.

Testing out this approach: Co-production events

Sessions with older LGBTQ+ community groups in London spring 2023.

Time spent building relationships with community groups and service users. Trust is important; potential for this to be an over-researched group.

Time spent introducing the project by researchers who were open about our identifying as part of LGBTQ+ communities. Also introduced timeline and shared examples of our own timelines that we had produced.

Asked service users to work on their own timelines, given loose instructions about drawing a timeline, scope of the timeline period, using whatever formatting or colours they wanted.

Testing out this approach: Co-production events

Sessions with older LGBTQ+ community groups in London spring 2023.

Time spent building relationships with community groups and service users. Trust is important; potential for this to be an over-researched group.

Time spent introducing the project by researchers who were open about our identifying as part of LGBTQ+ communities. Also introduced timeline and shared examples of our own timelines that we had produced.

Asked service users to work on their own timelines, given loose instructions about drawing a timeline, scope of the timeline period, using whatever formatting or colours they wanted.

Researchers circulated to answer any queries but these were not pilot interviews. Sought feedback from service users afterwards. Images in today's presentation are shared with their permission.



What did they look like?

What did they look like?

GREW UP BEING DIFFERENT BUT NOT REALISING UNTIL AUBREY. WITH HINDSIGHT HAD BEEN ATTRACTED TO MY OWN SEX FREQUENTLY.

LATIN TEACHER RIG HERSELF OF ME BY SETTING ME FRASAGE OF EXTREMIST MEN WHO DIDNT GO TO GAIL WITH CREOSOTE - CAMPAIGN LEFT HER CLASS!

KEPT HEAD DOWN

SEVERAL IDENTURED APPRENTICE SHIP IN SEAMEN'S SERVICES OFFICE IN EDINBURGH, UNBUILT

STAVED CIVIL SERVICE AS LOVELY TRUCKER BUT VERY LUCKY AND 1968-69 CYPRUS 1966-67

LEFT C.S. TO LIVE AND WORK WITH MY LOVER GEORGE IN DUBLIN

GEORGE DIED VERY UNEXPECTEDLY OF ISCHAEMIC HEART DISEASE BOTTOM FELL OUT OF MY WORLD AND JUST GOT THROUGH LIFE AS POSSIBLE.

WENT BACK TO LIVE WITH MOTHER AND ENDED AS HER CAREER. WE WERE ALWAYS GOOD FRIENDS.

RETIRED TO N. IRELAND VOLUNTEER AT SUBBERSHUFFERS (MICE) VARIOUS PART TIME JOB TO 65 FULL RETIREMENT.

READ ABOUT [REDACTED] IN ODL SEND LETTER, THE EXPLOSION, FROM MOURA FILLED ME THE CONVENTION OLD AGE SHORING I THOUGHT I WOULD BE SMALL THAT PARADE ON 12th FEBRUARY

BORN [REDACTED] OLDER SISTER + BROTHER RESPECTED BY BROTHER THE REST OF HIS LIFE

ABOUT 1950, AT SCHOOL YOU HAD TO DECIDE WHAT SUBJECTS YOU WOULD WANT FOR FUTURE CAREER.

ALL TIME 1968-1958

1968-1971

1972

1980

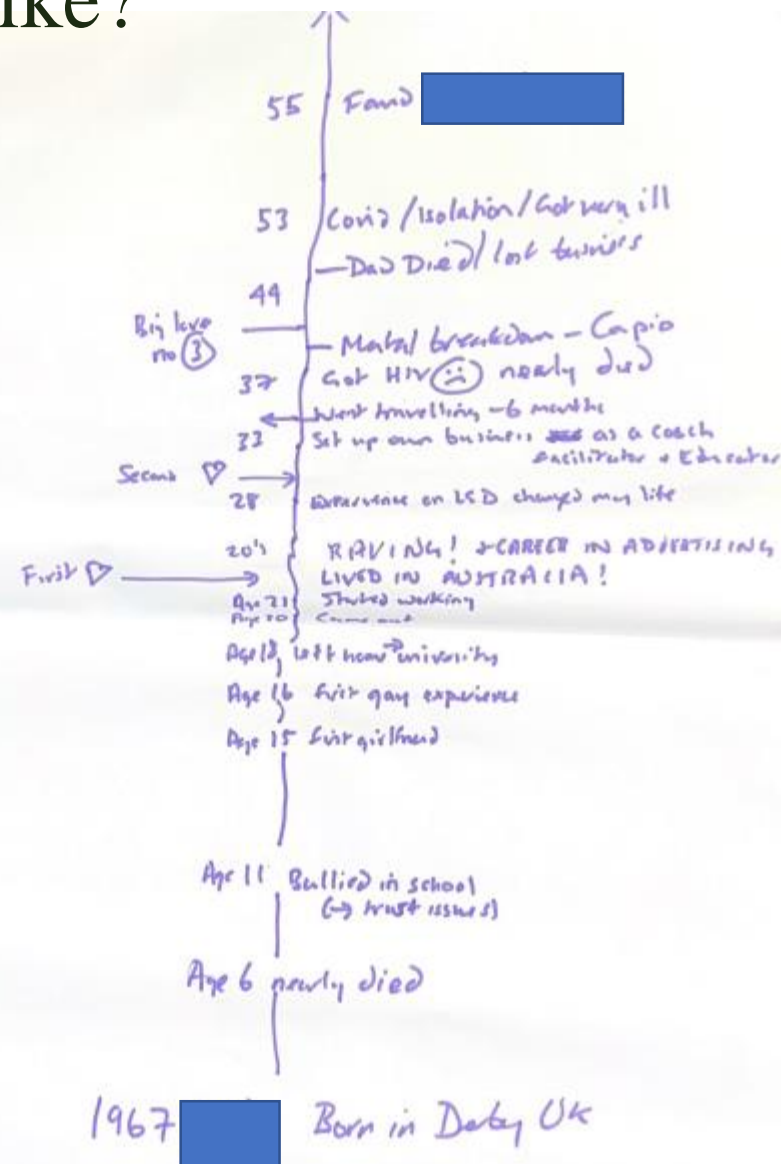
1980-96

1996-2022

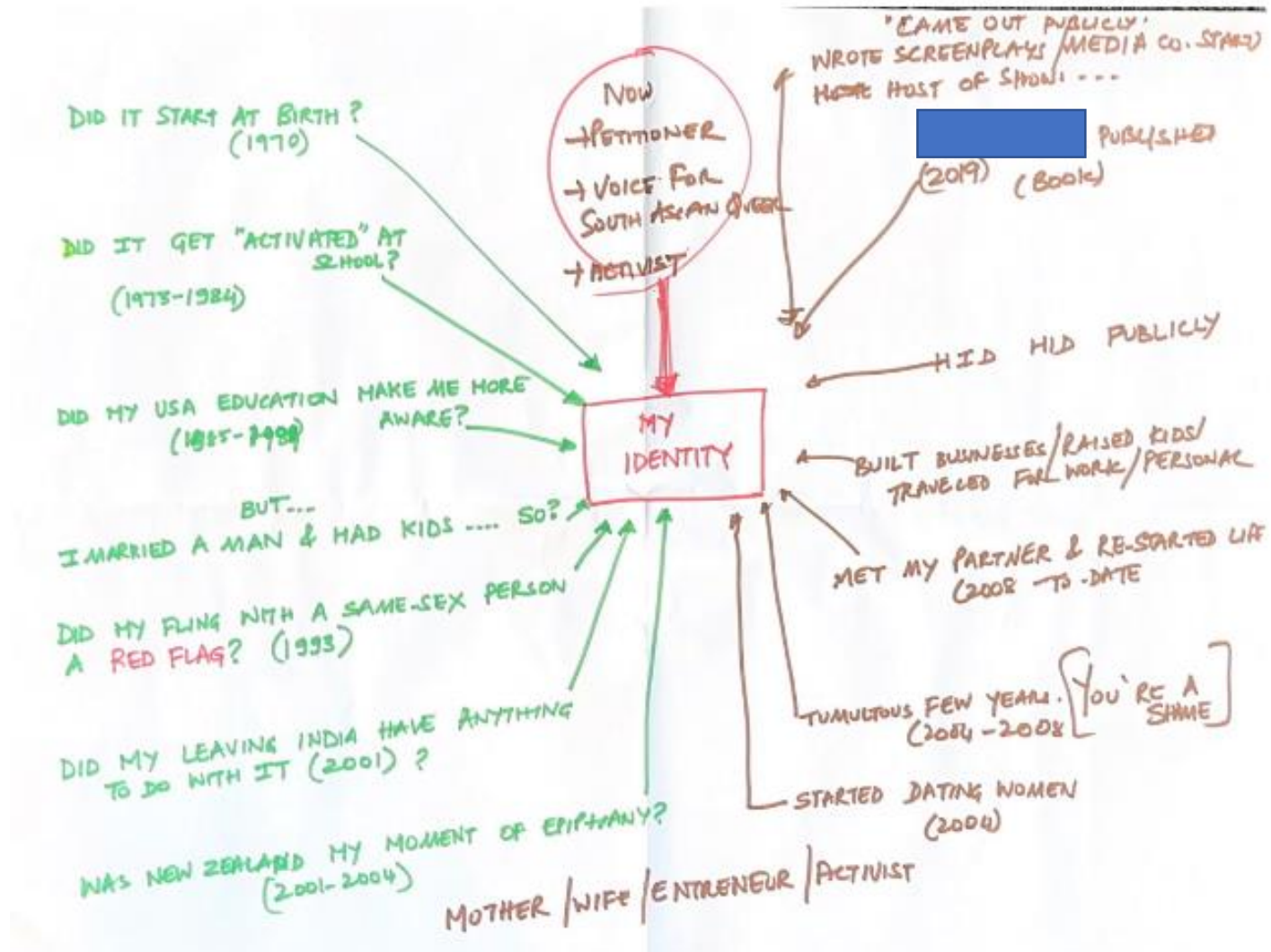
2022 - Today

Some took a linear, chronological approach

Here use of emojis, uppercase and exclamation marks seem to signify significant events



What did they look like?

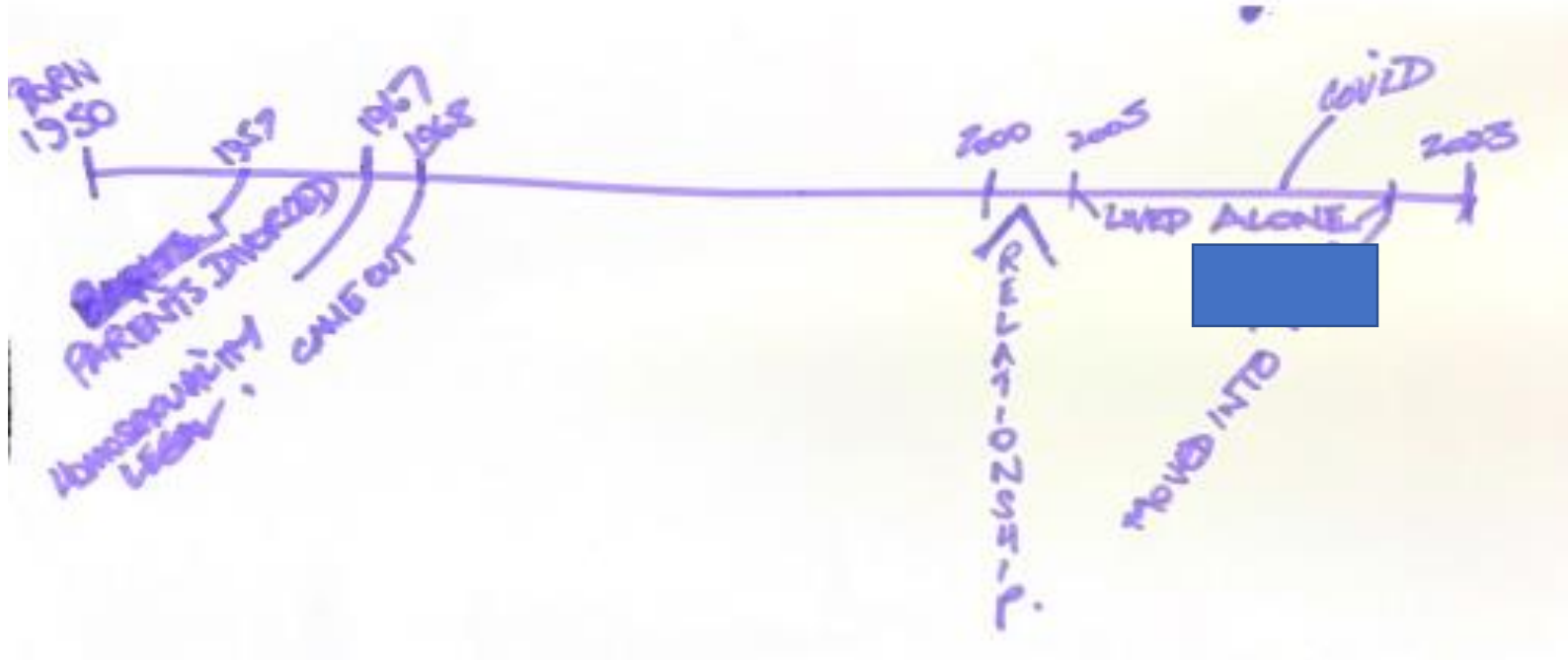


Is this a timeline?
We can see lots of reflection here in this example

What did they look like?



What did they look like?

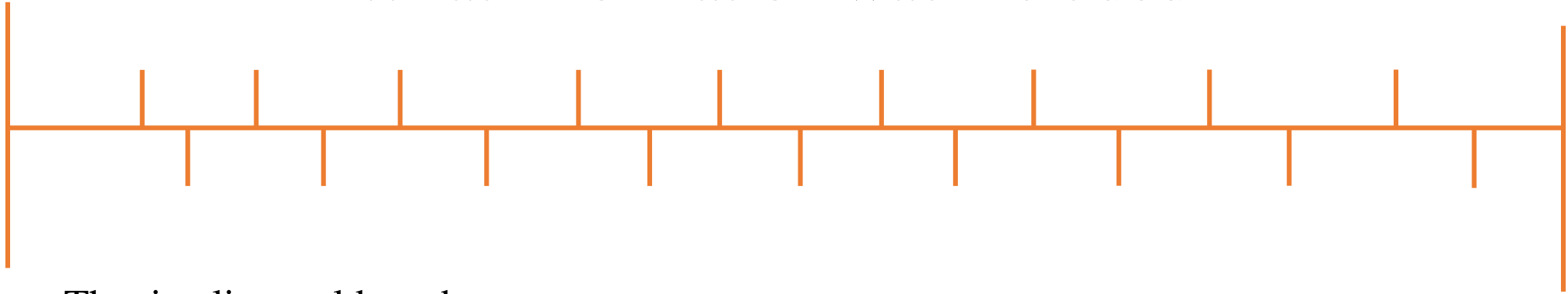


A minimalist approach



What information
was included?

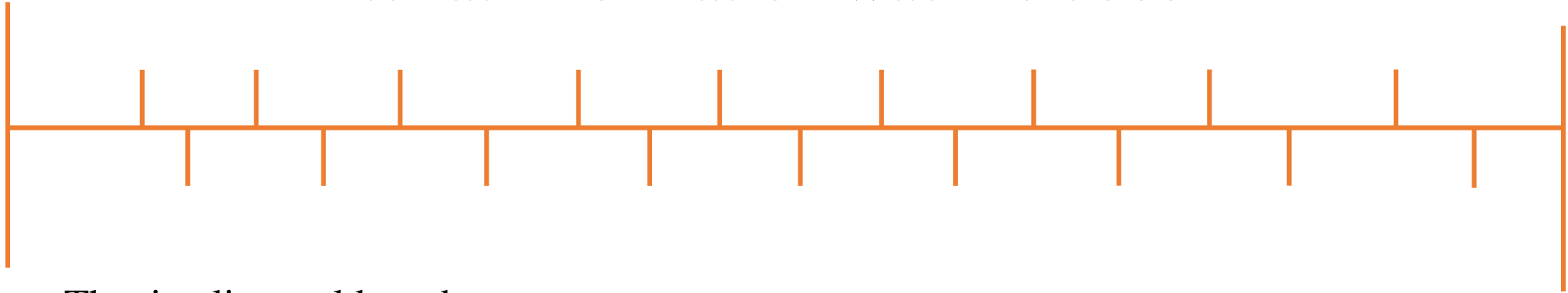
What information was included?



The timelines told us about:

- **Life stages**

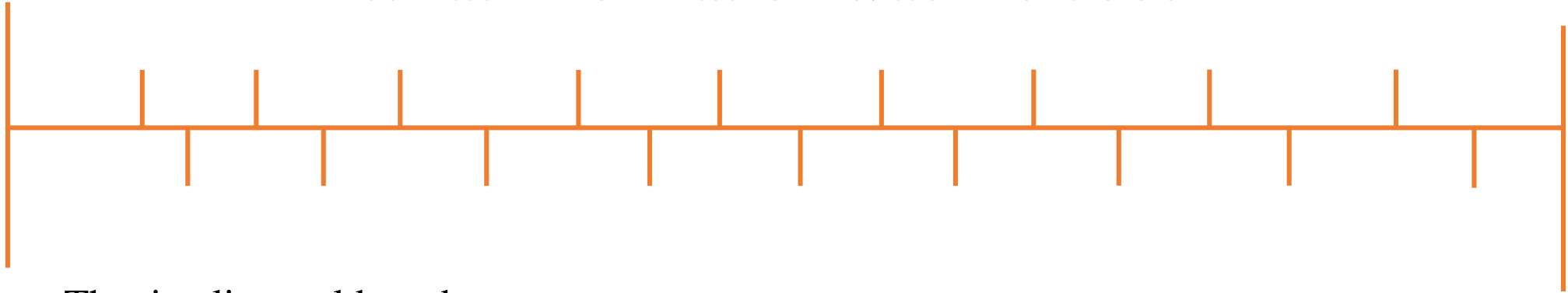
What information was included?



The timelines told us about:

- Life stages
- **Locations**

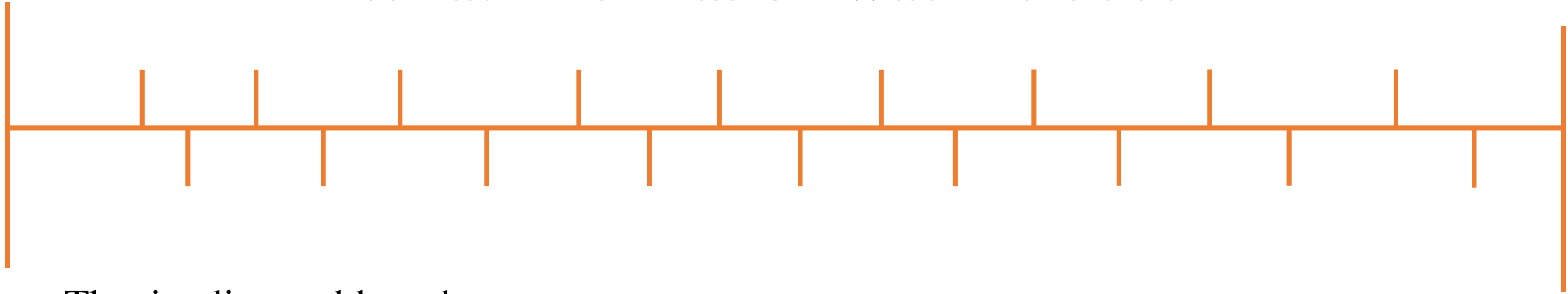
What information was included?



The timelines told us about:

- Life stages
- Locations
- **Key relationships**

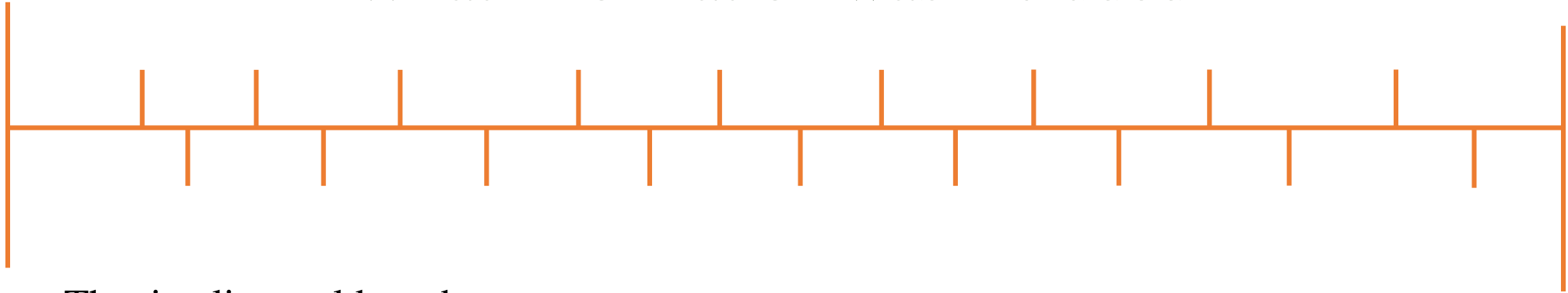
What information was included?



The timelines told us about:

- Life stages
- Locations,
- Key relationships,
- **Education and work**

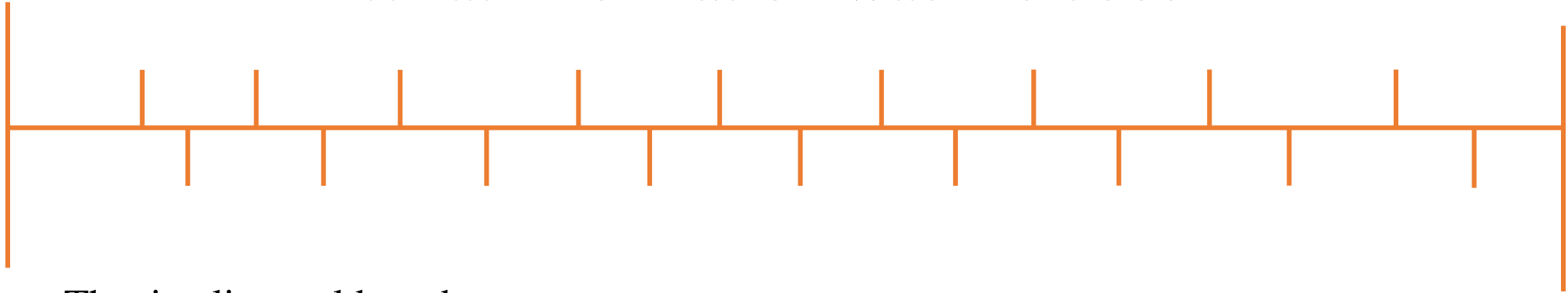
What information was included?



The timelines told us about:

- Life stages
- Locations,
- Key relationships,
- Education and work,
- **Physical and mental health**

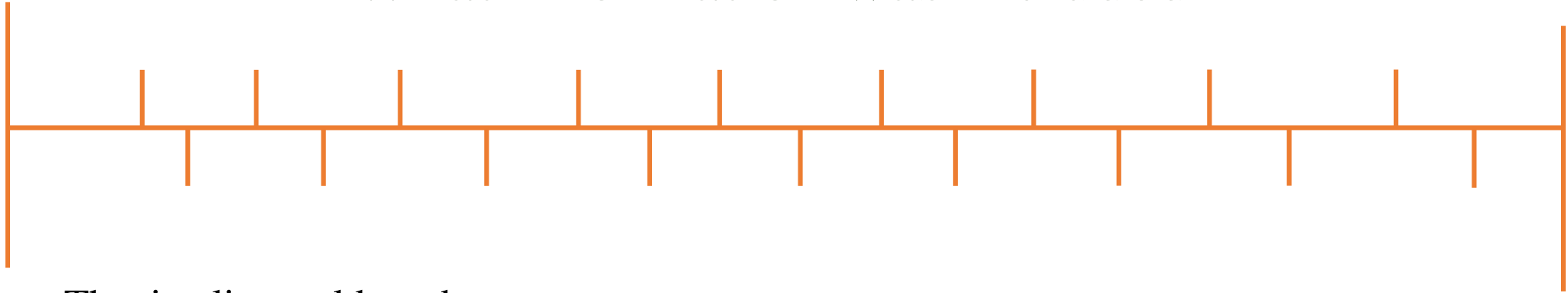
What information was included?



The timelines told us about:

- Life stages
- Locations,
- Key relationships,
- Education and work,
- Physical and mental health;
- **Wider context (e.g. decriminalisation)**

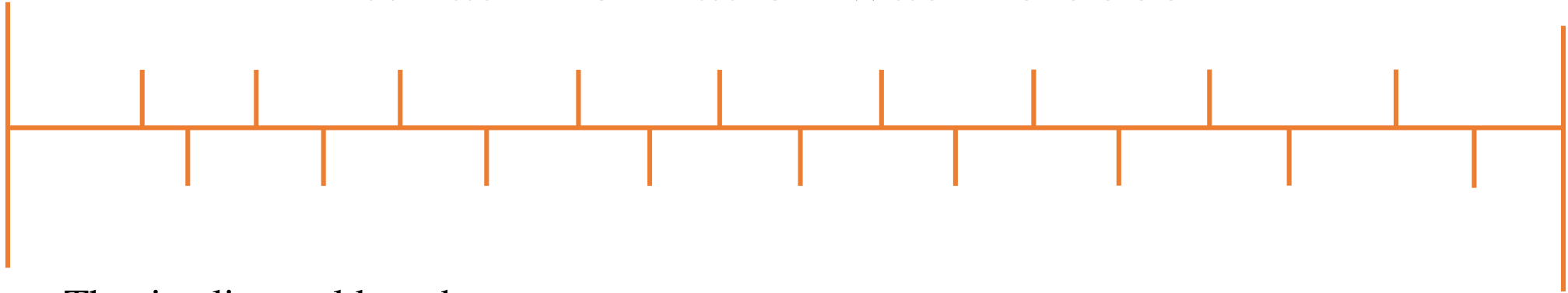
What information was included?



The timelines told us about:

- Life stages
 - locations,
 - key relationships,
 - education and work,
 - physical and mental health;
 - Wider context (e.g. decriminalisation)
-
- **We saw specific LGBTQ+ content relating to coming out to self and others, intimate relationships and issues such as HIV diagnosis**

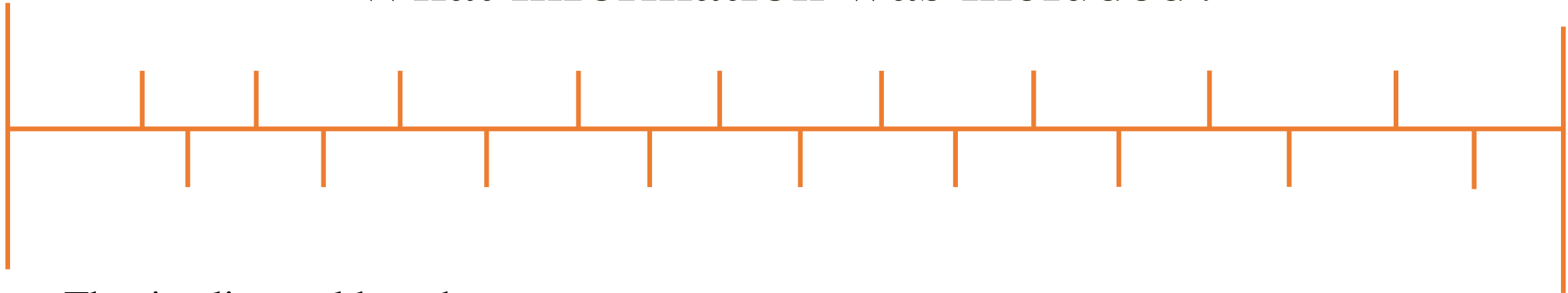
What information was included?



The timelines told us about:

- Life stages
 - locations,
 - key relationships,
 - education and work,
 - physical and mental health;
 - Wider context (e.g. decriminalisation)
-
- We saw specific LGBTQ+ content relating to coming out to self and others, intimate relationships and issues such as HIV diagnosis;
 - **Some wider political/social context captured too**

What information was included?



The timelines told us about:

- Life stages
 - locations,
 - key relationships,
 - education and work,
 - physical and mental health;
 - Wider context (e.g. decriminalisation)
-
- We saw specific LGBTQ+ content relating to coming out to self and others, intimate relationships and issues such as HIV diagnosis;
 - Some wider political/social context captured too

These were not research interviews so not as detailed as a full timeline.



What feedback did we get?

What feedback did we get?

*“It did allow me to
think through my life”*

What feedback did we get?

“It did allow me to think through my life”

“It was good, I felt like it was almost freeing to reflect”

What feedback did we get?

“It did allow me to think through my life”

“It was good, I felt like it was almost freeing to reflect”

“How much I have gone through. Self-compassion and respect”

What feedback did we get?

“It did allow me to think through my life”

“It was good, I felt like it was almost freeing to reflect”

“How much I have gone through. Self-compassion and respect”

“Helpful, revealing and cathartic”

What feedback did we get?

“It did allow me to think through my life”

“It was good, I felt like it was almost freeing to reflect”

“How much I have gone through. Self-compassion and respect”

“Helpful, revealing and cathartic”

“Have been involved in research before, so this was familiar”

What feedback did we get?

“It did allow me to think through my life”

“It was good, I felt like it was almost freeing to reflect”

“How much I have gone through. Self-compassion and respect”

“Helpful, revealing and cathartic”

“Have been involved in research before, so this was familiar”

“It stirs up memories, makes you think about what happened to you”

What feedback did we get?

“It did allow me to think through my life”

“It was good, I felt like it was almost freeing to reflect”

“How much I have gone through. Self-compassion and respect”

“Helpful, revealing and cathartic”

“Have been involved in research before, so this was familiar”

“It stirs up memories, makes you think about what happened to you”

“Some things stick that you would rather forget. It brings things back”

What feedback did we get?

“It did allow me to think through my life”

“It was good, I felt like it was almost freeing to reflect”

“How much I have gone through. Self-compassion and respect”

“Helpful, revealing and cathartic”

“Have been involved in research before, so this was familiar”

“It stirs up memories, makes you think about what happened to you”

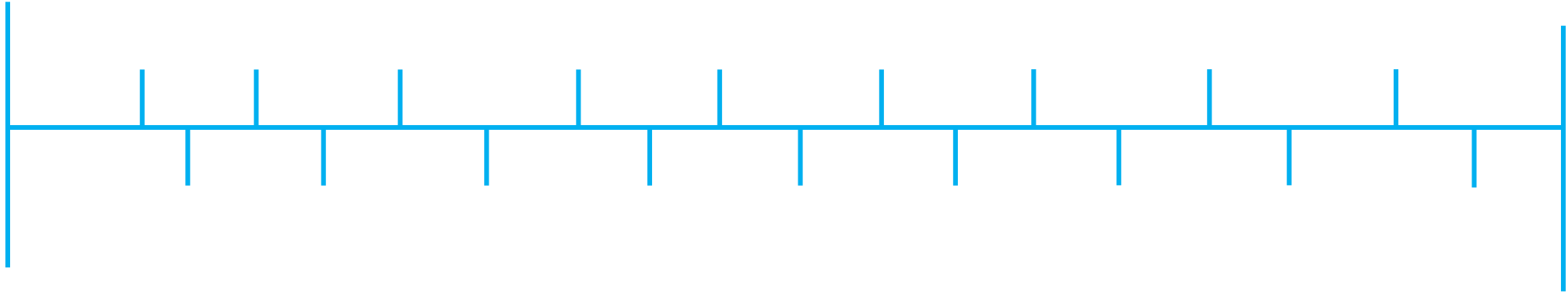
“Some things stick that you would rather forget. It brings things back”

“I’ve found greater freedom in later life as family have died off and they are not around to be embarrassed”



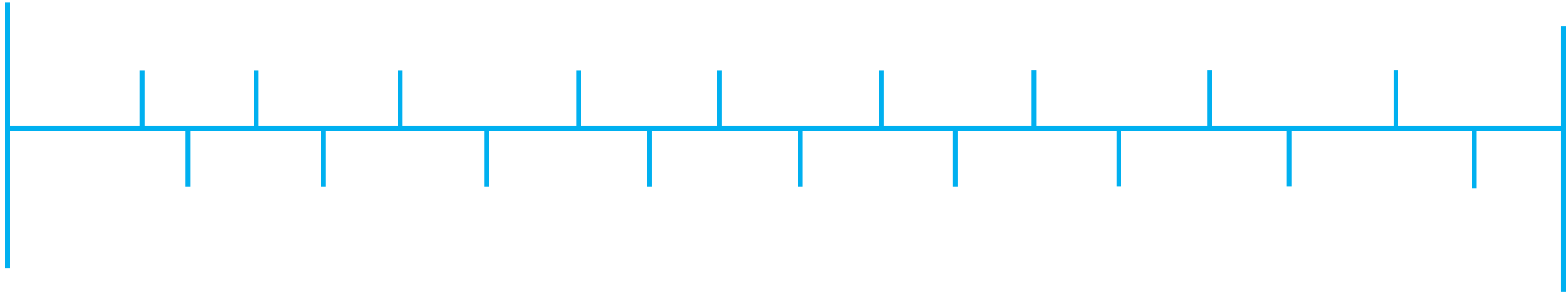
Advantages of this method

Advantages of timeline interviewing



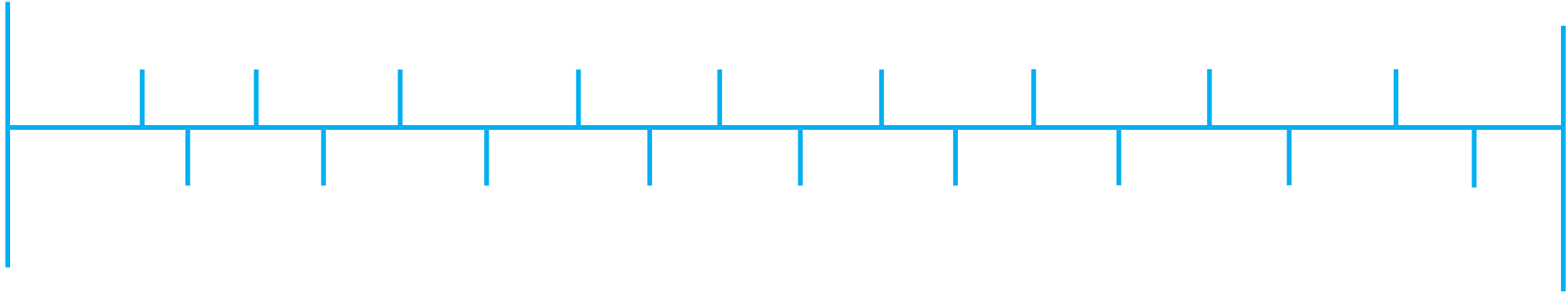
- **This approach provides a framework for life-story interviews with older people**

Advantages of timeline interviewing



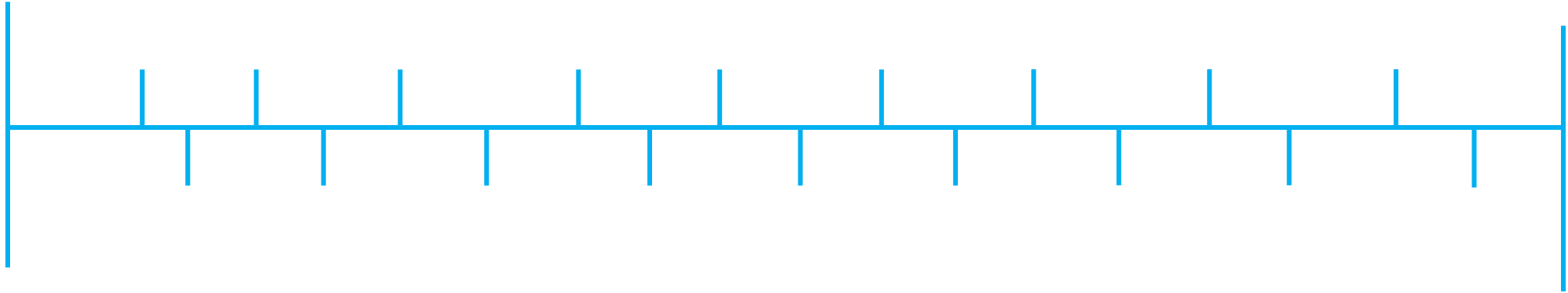
- This approach provides a framework for life-story interviews with older people
- **Potential for ownership and co-production – timeline is drafted by participant with role of researcher to elicit, prompt, probe.**

Advantages of timeline interviewing



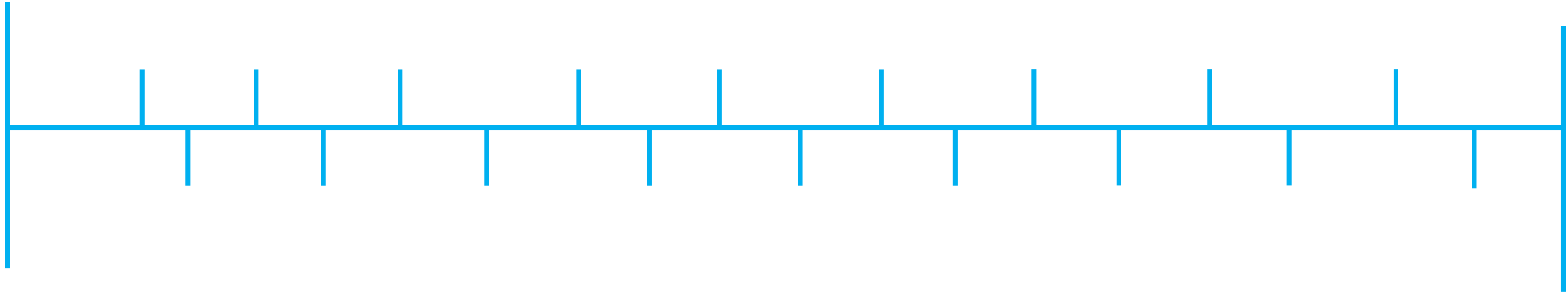
- This approach provides a framework for life-story interviews with older people
- Potential for ownership and co-production – timeline is drafted by participant with role of researcher to elicit, prompt, probe
- **Timeline offers a focal point for the interview, potentially less challenging or exposing than 1-2hrs of eye contact**

Advantages of timeline interviewing




- This approach provides a framework for life-story interviews with older people
- Potential for ownership and co-production – timeline is drafted by participant with role of researcher to elicit, prompt, probe
- Timeline offers a focal point for the interview, potentially less challenging or exposing than 1-2hrs of eye contact
- **Allows for individuality of expression, playfulness, creativity**

Advantages of timeline interviewing



- This approach provides a framework for life-story interviews with older people
- Potential for ownership and co-production – timeline is drafted by participant with role of researcher to elicit, prompt, probe
- Timeline offers a focal point for the interview, potentially less challenging or exposing than 1-2hrs of eye contact
- Allows for individuality of expression, playfulness, creativity
- **Produces an interesting artefact linked to an individual's biography**



Areas for reflection

Areas of reflection

Lots of
information to
include- can be
time-consuming
and draining for
participants

Areas of reflection

Lots of information to include- can be time-consuming and draining for participants

Potential barriers for people with cognitive impairments

Areas of reflection

Lots of information to include- can be time-consuming and draining for participants

Potential barriers for people with cognitive impairments

This is quite an intensive approach – effective debriefing and aftercare are key

Areas of reflection

Lots of information to include- can be time-consuming and draining for participants

Potential barriers for people with cognitive impairments

This is quite an intensive approach – effective debriefing and aftercare are key

Need to test out with other target groups for our study

Areas of reflection

Lots of information to include- can be time-consuming and draining for participants

Potential barriers for people with cognitive impairments

This is quite an intensive approach – effective debriefing and aftercare are key

Need to test out with other target groups for our study

Need to consider whether to carry out a 2-stage interview, as well as if this approach would work virtually

Thank you for listening, please feel free to ask questions!